



TAYSIDE

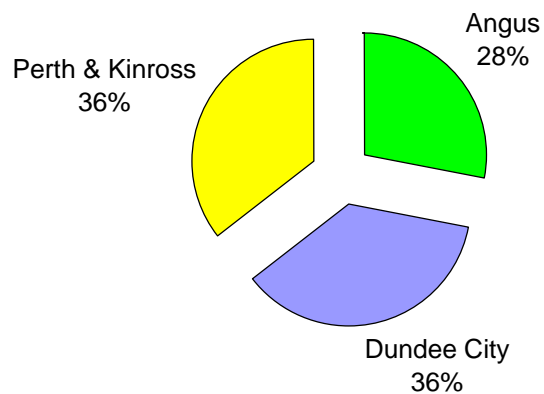
**SEXUAL HEALTH
FACTS AND FIGURES**

NOVEMBER 2006

TAYSIDE POPULATION

The population of Tayside local authority areas (2005 mid year estimate) is 389,740. 109,170 live in Angus, 142,170 in Dundee City and 138,400 in Perth and Kinross. The chart below shows the proportions this represents. Tayside NHS Board area has an estimated population of 389,707, slightly lower than the local authorities' total because a small part of Tayside is covered by Fife Health Board.

Proportions of Tayside population (Total = 389,740)



Source: GRO 2005 mid-year population estimates

Minority Ethnic Population

Over 70% of the minority ethnic population of Tayside live in Dundee City. The 2001 Census gives the non-white ethnic population in each area as:

- 854 people in Angus,
- 1,308 in Perth & Kinross and
- 5,333 in Dundee City.

The largest minority ethnic group in Tayside is Pakistani; this makes up 0.51% of Tayside's population as a whole (around 2,000 people). The second largest groups are the Indian and Chinese communities. Dundee City's largest minority ethnic community is also Pakistani (around 1,700 people), whilst in Angus and Perth & Kinross, the Chinese community is the largest.

The numbers and proportions of ethnic groups within Tayside reported in the 2001 Census are as shown in the table below.

Ethnic Groups in Tayside 2001

Ethnic groups	Number	% of population
White ¹	381,517	98.07%
Indian	1,244	0.32%
Pakistani	1,998	0.51%
Other South Asian ²	818	0.21%
Chinese	1,243	0.32%
Black ³	582	0.15%
Any mixed background	882	0.23%
Other ethnic group	728	0.19%
All people	389,012	100%
Minority ethnic population	7,495	1.93%

Note: Includes the 2001 Census categories of:

1 White Scottish, Other White British, White Irish and Other White 2 Bangladeshi and Other South Asian

3 Caribbean, African, Black Scottish or Other Black

TEENAGE CONCEPTIONS

Dundee City has had a consistently much higher teenage conception rate than Scotland and the other Tayside areas but there is a decreasing trend.

Rate of pregnancies per 1,000 females aged 13-15 years

Area of Residence	1994/ 1995	1995/ 1996	1996/ 1997	1997/ 1998	1998/ 1999	1999/ 2000	2000/ 2001	2001/ 2002	2002/ 2003	2003/ 2004 (p)
Scotland	8.9	8.5	9.8	8.8	9.0	7.6	8.2	7.3	7.5	7.5
Tayside NHS Board	12.2	11.6	10.6	11.6	13.2	12.0	10.5	9.6	7.8	10.3
Angus	11.6	7.0	9.0	9.9	14.1	10.2	8.8	10.9	5.5	10.3
Dundee City	16.8	17.2	14.4	17.2	20.2	17.0	17.0	11.6	10.9	13.7
Perth & Kinross	7.0	9.0	7.7	7.1	5.5	8.3	5.2	6.7	6.5	7.0

Source: SMR01 and SMR02; ISD Online

P= provisional

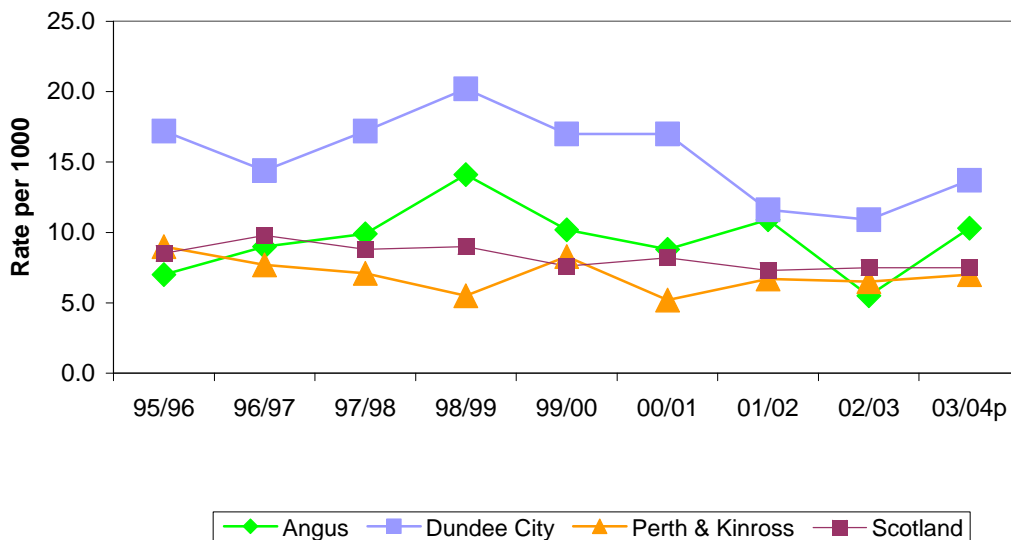
The actual numbers of pregnancies for the local authority areas are fairly small and can partly explain fluctuations in the rates as shown in the table and chart below.

Number of pregnancies - Age of mother at conception 13-15 years

Area of Residence	1994/ 1995	1995/ 1996	1996/ 1997	1997/ 1998	1998/ 1999	1999/ 2000	2000/ 2001	2001/ 2002	2002/ 2003	2003/ 2004 (p)
Angus	24	15	19	21	29	21	18	22	11	20
Dundee City	46	49	40	45	52	45	46	31	28	34
Perth & Kinross	18	23	19	18	14	22	14	18	17	17

Source: SMR01 and SMR02; ISD Online
P= provisional

Rate of teenage pregnancies per 1000 females aged 13-15



Source: SMR01 and SMR02; ISD Online
P= provisional

Teenage conception by postcode sector

From the latest available data at postcode sector level, the range of pregnancy rates in young women aged 13-19 in Angus was 7.8% (DD7 7) to 25.5% (DD11 1) in 2000-2002. Across postcode sectors in Dundee City, the range was 5.6% (DD2 1) to 36.7% (DD3 7) and for Perth and Kinross, 2.2% (PH2 9) to 25% (PH1 5).

Pregnancy in 13-19 year olds (2000-2002)

	Pregnancy rate per 100 women aged 13-19
Angus	13.7
DD10 8	17.6
DD10 9	8.8
DD11 1	25.5
DD11 2	10.2
DD11 3	18.2
DD11 4	18.7
DD11 5	20.2
DD5 4	11.5
DD7 6	8.6
DD7 7	7.8
DD8 1	14.2
DD8 2	14.6
DD8 3	11.0
DD8 4	11.4
DD8 5	11.3
DD9 6	10.1
DD9 7	12.8
PH12 8	13.9
Dundee City	18.1
DD1 1	16.7
DD1 2	20.4
DD1 3, DD1 4	6.1
DD1 5	18.3
DD2 1	5.6
DD2 2	13.2
DD2 3	16.9
DD2 4	23.8
DD3 0	18
DD3 6	19.2
DD3 7	36.7
DD3 8	13.4
DD3 9	20
DD4 0	19.9
DD4 6	24.7
DD4 7	15.7
DD4 8	27.1
DD4 9	26.9
DD5 1	6.4
DD5 2	11
DD5 3	5.7

Source: Health Scotland Community Profiles 2004

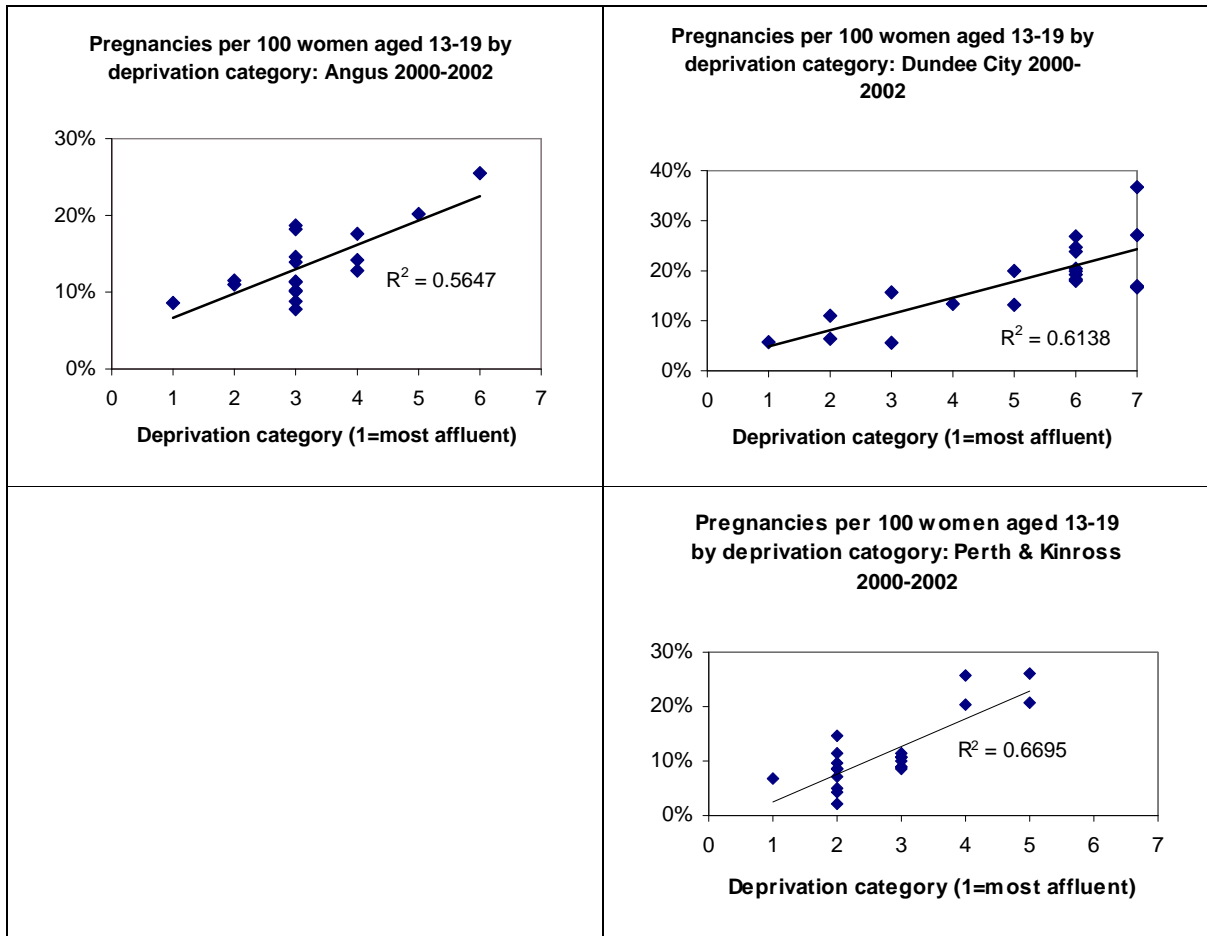
Pregnancy in 13-19 year olds (2000-2002)

	Pregnancy rate per 100 women aged 13-19
Perth and Kinross	10.9
DD2 5 (part)	5.1
KY13 8	9.5
KY13 9 (part)	8.6
PH1 1	6.9
PH1 2	20.7
PH1 3	10.8
PH1 4	11.4
PH1 5	26.0
PH10 6	11.3
PH10 7	20.4
PH11 8 (part)	8.8
PH13 9 (part)	10.1
PH15 2	10.8
PH16 5	10.8
PH2 0	8.7
PH2 6	7.0
PH2 7	8.7
PH2 8	25.7
PH2 9	2.2
PH6 2	14.5
PH7 3	8.8
PH7 4	4.3
PH8 0 PH9 0	8.5
PH3 1 PH4 1 PH5 2	10.2

Source: Health Scotland Community Profiles 2004

The charts show the association between pregnancy before the age of 20 and deprivation category (as defined by Carstairs) for each of the local authority areas. In each area, increasing deprivation is associated with increasing rates of teenage conception.

Teenage pregnancy and deprivation

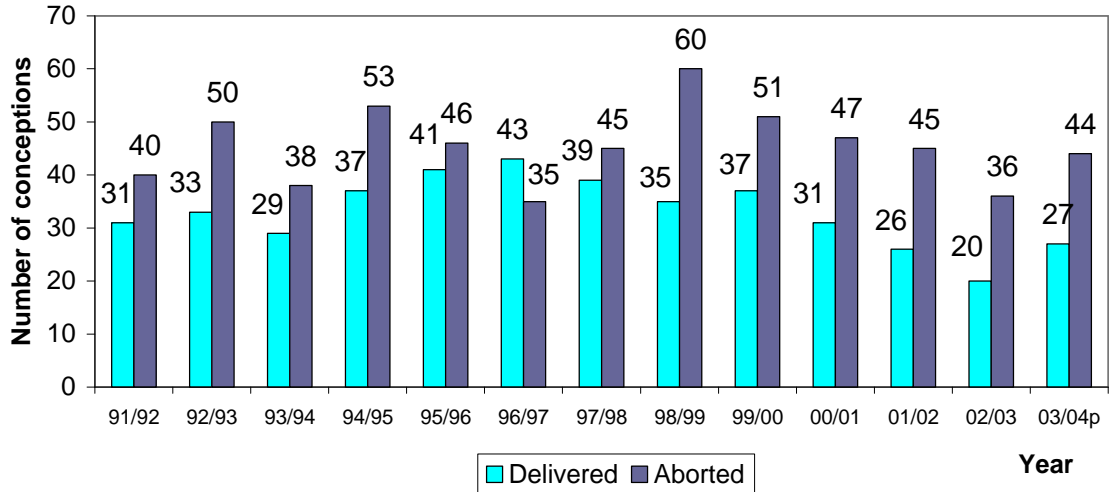


Data source: Health Scotland Community Profiles 2004

Termination of pregnancy

Although overall numbers are dropping, the chart below shows that, in those under 16, conception is more likely to end in a termination. Over the last few years, the termination rate has been over 60%. This data is only available at Tayside level.

**Numbers delivered and aborted: Tayside
Young women aged 13-15 years**



Source: ISD Online
p- provisional

In young women aged 16-19, the proportion of conceptions ending in termination has been around 40% over time although more recent years seem to be showing an increase.

Pregnancy outcomes in Tayside women aged 16-19 years

Year	Delivered	Aborted	Total pregnancies	Percentage aborted
1991/92	515	376	891	42.2
1992/93	513	342	855	40.0
1993/94	460	302	762	39.6
1994/95	432	277	709	39.1
1995/96	441	318	759	41.9
1996/97	454	313	767	40.8
1997/98	446	312	758	41.2
1998/99	443	313	756	41.4
1999/00	473	344	817	42.1
2000/01	438	327	765	42.8
2001/02	443	304	747	40.7
2002/03	406	309	715	43.2
2003/04p	415	362	777	46.6

Source: GRO online

Termination of pregnancy (all ages)

- Tayside has an abortion rate of 319.4 per 1000 live births; this is a rate of 16.4 per 1000 women age 15-44, the highest in Scotland
- 1,241 abortions were performed in Tayside in 2005. Over half (54%) were performed on women aged 16-24; 77.1% were performed at under 10 weeks and 79.4% of those performed under 9 weeks were medical abortions.

No. of Terminations by Tayside Council Area

Administrative Area	Year ending 31 December					
	2000	2001	2002	2003 ^r	2004 ^r	2005 ^p
Tayside	1 170	1 066	1 088	1 284	1 147	1 241
Angus	268	263	279	314	278	287
Dundee City	561	507	528	628	580	584
Perth and Kinross	342	296	281	342	289	370

Refers to therapeutic abortions notified in accordance with the Abortion Act 1967.

r Revised. p Provisional.

All three council areas have shown an increase in the rate of pregnancy terminations between 2000 and 2005. Angus has shown the highest percentage increase in rate and Dundee City the lowest increase. However, Dundee City has the highest rate of terminations in Tayside and among all Scottish Council areas for the period 2000-2005.

Rate of Termination (per 1,000 women aged 15-44 yrs) by Tayside Council Area

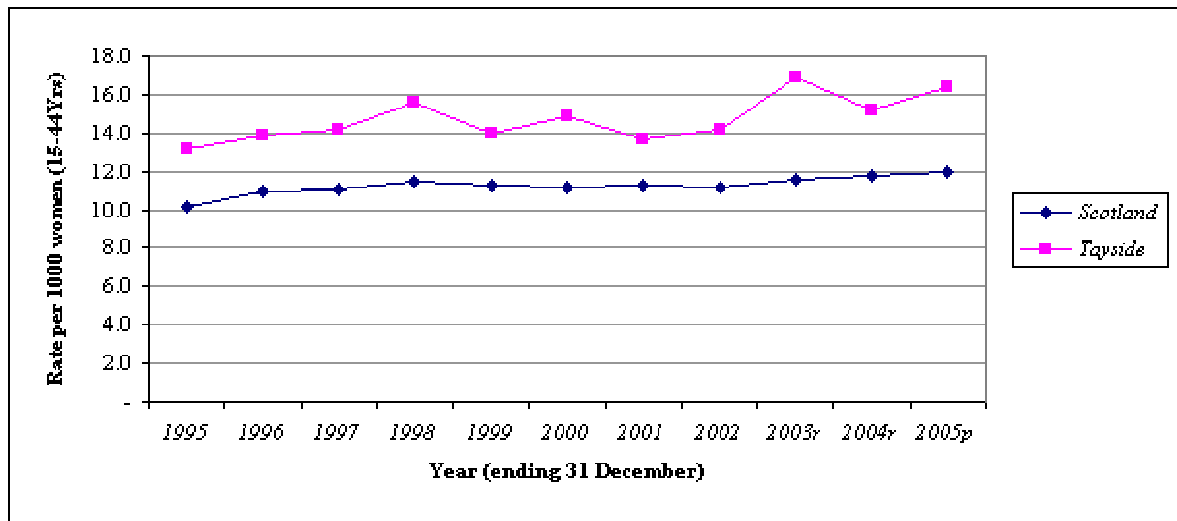
Administrative Area	Year ending 31 December					
	2000	2001	2002	2003 ^r	2004 ^r	2005 ^p
Tayside	14.9	13.7	14.1	16.8	15.2	16.4
Angus	12.8	12.9	13.8	15.8	14.0	14.5
Dundee City	17.4	15.7	16.6	19.9	18.6	18.7
Perth and Kinross	13.4	11.8	11.3	13.9	11.7	15.0

Refers to therapeutic abortions notified in accordance with the Abortion Act 1967.

r Revised. p Provisional.

The chart below shows rates of termination of pregnancy in Tayside, compared with Scotland rates. The Tayside rate has been consistently higher than the Scottish rate and has shown a greater increase over the period 1995-2005.

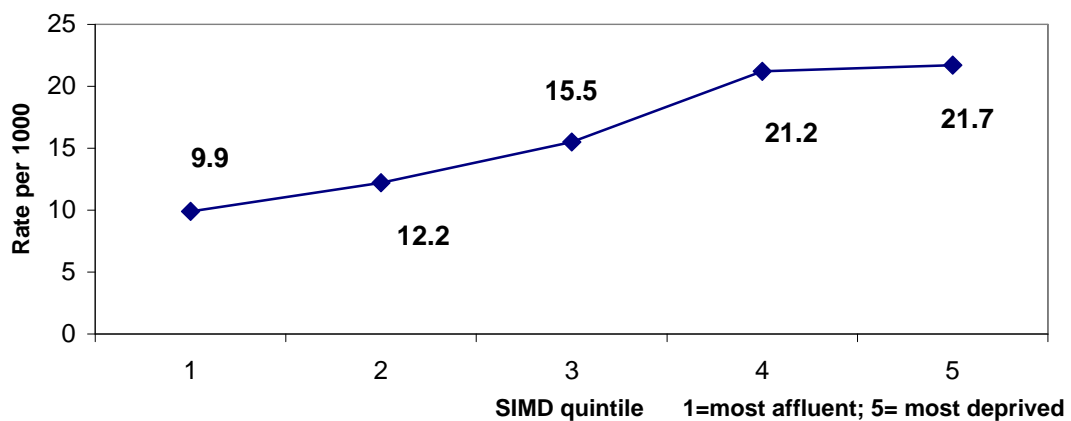
Rate of Pregnancy Terminations Performed in Tayside 1995 -2005^P



Source: Notifications (to the Chief Medical Officer for Scotland) of abortions performed under the Abortion Act 1967, ISD Online *r-revised p-provisional*

Abortion rates increase with increasing deprivation, as the chart below shows for Tayside. In 2005, the rate of pregnancy termination in women living in areas within the most deprived quintile of the Scottish Index of Multiple Deprivation was more than double the rate in the most affluent quintile and the rate rose with increasing deprivation.

Abortions per 1000 women age 15-44 by SIMD quintile: Tayside 2005



Source: ISD Online

Sexually transmitted infections

The rates of sexually transmitted infections are shown below in separate tables for males and females.

The rate of syphilis is increasing although numbers are small (8 males and 4 females in 2005)

Chlamydia rates are increasing at a considerable rate in both sexes; this is in part due to increased uptake of screening. Genital warts and genital herpes have also shown an increase over the last few years.

Rates per 100,000 population by diagnostic group, NHS Tayside					
	2 001	2 002	2 003	2 004	2 005
MALES					
Acute STI					
Infectious syphilis	0.0	0.0	2.7	1.1	4.3
Gonorrhoea	15.0	19.9	11.9	15.6	15.0
Chlamydia	123.8	139.2	170.4	155.2	204.0
Genital herpes, first episode	16.6	15.1	28.0	17.2	18.7
Genital warts, first episode	124.9	122.6	132.1	154.1	130.3
NSGI(non-chlamydial)	41.8	36.0	37.2	40.8	42.7
Trichomoniasis	2.7	4.8	1.6	6.4	3.7
HIV infection, newly diagnosed	8.0	0.5	0.5	0.0	1.1
Other acute STI	16.6	16.1	22.1	21.5	23.5
Other STI					
Other acquired syphilis	0.0	0.0	0.0	0.0	0.0
Congenital syphilis	0.0	0.0	0.0	0.0	0.0
Genital herpes, recurrence	3.8	6.5	10.2	7.0	10.7
Genital warts, recurrence/reregistered	54.1	64.0	66.3	61.2	82.8
Other STI	0.0	0.0	0.0	0.0	0.5
Workload					
Other conditions requiring treatment	119.5	117.2	117.0	142.8	112.7
Other conditions not requiring treatment	15.0	17.2	12.9	48.9	4.3
Epidemiological treatment	100.7	112.9	114.8	95.0	111.1
Counselling, support and advice	63.2	51.1	58.8	48.9	84.9
Contraception	0.0	0.0	0.0	33.3	190.1
Vaccination	12.3	21.0	24.3	26.8	61.4
Referral	4.3	3.8	3.2	4.3	9.6
Negative STI/HIV Testing	300.6	476.8	622.1	764.5	

Rates per 100,000 population by diagnostic group, NHS Tayside					
	2 001	2 002	2 003	2 004	2 005
FEMALE					
Acute STI					
Infectious syphilis	1.5	0.0	0.5	0.0	2.0
Gonorrhoea	5.4	8.9	3.0	5.0	5.9
Chlamydia	168.2	191.7	224.3	186.5	242.5
Genital herpes, first episode	21.8	32.8	35.3	32.2	41.0
Genital warts, first episode	98.9	110.2	115.9	132.9	111.6
NSGI(non-chlamydial)	17.8	29.3	16.9	17.9	13.3
Trichomoniasis	6.4	7.0	10.4	8.4	3.0
HIV infection, newly diagnosed	1.0	0.0	0.5	0.0	0.0
Other acute STI	6.4	4.0	4.5	6.9	13.3
Other STI					
Other acquired syphilis	0.0	0.0	1.5	0.5	0.0
Congenital syphilis	0.0	0.0	0.0	0.0	0.0
Genital herpes, recurrence	4.5	6.0	6.5	7.9	11.9
Genital warts, recurrence/reregistered	28.7	30.8	27.4	34.2	44.0
Other STI	0.0	0.0	0.0	0.0	0.5
Workload					
Other conditions requiring treatment	257.8	355.0	408.8	481.0	447.0
Other conditions not requiring treatment	51.0	46.7	28.8	79.8	7.4
Epidemiological treatment	51.0	37.7	32.8	46.1	56.8
Counselling, support and advice	46.0	50.2	65.2	47.1	58.8
Contraception	1.0	2.5	4.5	23.3	187.7
Vaccination	1.5	3.5	8.0	2.5	8.4
Referral	2.5	4.0	3.0	4.5	11.4
Negative STI/HIV Testing	252.8	390.8	498.4	590.1	
<i>Source: ISD Scotland - STISS</i>					

HIV

Small numbers of new HIV infections occur each year in Tayside, mainly through heterosexual spread among migrants from sub-Saharan Africa. To date there have been 541 people known to be infected with HIV in Tayside including 15 new cases of HIV recorded from January to September 2005.

HIV reports, Tayside NHS Board:

	All Risks	MSM	Heterosexual Male	Heterosexual Female	IDU	Not Known
Total	538	75	45	101	292	25

Source: Health Protection Scotland - October 2005

HIV reports attributable to Tayside NHS Board by Council area of residence as at 31 December 2005

Council Area	Year of Report					Cumulative reports to 31 Dec 2005	Cases not known to be dead as at 31 Dec 2005
	2001	2002	2003	2004	2005		
Angus	2	3	4	2	1	41	26
Dundee City	11	8	5	14	8	364	146
Perth & Kinross	3	3	2	5	3	50	37
Outwith Tayside	0	0	0	1	3	8	7
Not Known	0	4	3	7	4	78	55
Total	16	18	14	29	19	541	271

Source: Health Protection Scotland - February 2006. Ref: PH_CS_007. Date: 28/02/2006

Sexual health in young people

In addition to the routine data available, the following points highlight issues of concern.

- The uptake of pregnancy testing and emergency contraception in young people across Tayside suggests high rates of unprotected sexual activity, with associated health risks.
- The incidence of sexually transmitted infections, particularly in young women is rising. Many more young people may be suffering from infections which show no symptoms. The effects of untreated Chlamydia can include pelvic inflammatory disease and subsequent infertility, potentially serious outcomes from an infection which is easily treated if diagnosed early.
- In research carried out with young people under 15 in Scotland, including Tayside, 18% of boys and 15.4% of girls reported experience of heterosexual intercourse. 45% of girls and 32% of boys who had had sexual intercourse expressed regret, the majority stating that it had happened too early and a proportion (13% of girls, 5% of boys) stating that it should not have happened at all. (Wight D, Henderson M, Raab G, Abraham C, Buston K, Scott S, Hart G. *Extent of regretted sexual intercourse among young teenagers in Scotland: a cross sectional survey. BMJ 2000; 320: 1243 – 1244*).

Phyllis Easton, Health Intelligence Manager, NHS Tayside. Telephone 01382 424191 email phyllis.easton@nhs.net